


conservatory directory



ultraframe



why choose ultraframe

Ultraframe - leading the conservatory industry through innovation and expertise

Here at Ultraframe, we've been designing and manufacturing conservatory roofing systems for over 25 years. The roof is perhaps the most important element within your conservatory, as it has to withstand snow and wind loads, window cleaners accessing adjacent windows and, of course, remain weather proof for a very long time. That's why you should insist on Ultraframe, who have over 1 million conservatories in the field giving the ultimate in peace of mind. Ultraframe - tried, tested and trusted.

The best products

- Ultraframe have a roofing system solution to suit every home and every budget, with a choice of traditional or contemporary looks
- The Ultraframe roof is the most configurable on the market ensuring a conservatory can fit every home
- Ultraframe supply the widest range of conservatory styles available and offer options for personalisation to ensure your conservatory will be as individual as you are
- Our products are the most thermally efficient on the market so you'll be comfortable in your conservatory all year round
- Ultraframe is the only company that supplies ventilation in every roof as standard. Our patented ventilation systems are second to none, minimising condensation and ensuring that you can enjoy your conservatory whatever the weather
- Choose high performance Conservaglass climate controlled glazing to keep you cool in Summer and warm in Winter

The reassurance of a quality brand

- All Ultraframe roofs are engineered for the extremes of the UK climate and are approved by the British Board of Agrément (BBA) to last at least 25 years. They are the only systems to have passed the USA's BOCA system, the toughest testing regime in the world
- Our extensive research and development team continues to innovate and extend the boundaries of design, so when you choose an Ultraframe roof, you can be certain that you're getting the best
- Our unique software - with its integrated design guide - draws on weather data from the Building Research Establishment to ensure your conservatory is designed for that once in 50 year occurrence of snow loads or wind speeds. Give the retailer your postcode to ensure compliance with the correct structural loads which only Ultraframe can verify through its software

Ultraframe Certificate of Authenticity

Of course with a reputation such as Ultraframe's, imitation is inevitable, and some disreputable companies have been known to promise to fit an Ultraframe roof, only to fit an inferior system. To help put an end to this serious problem we've introduced the Ultraframe Certificate of Authenticity – your guarantee that you have a top quality Ultraframe roof. The Certificate is a legal document that you can use to reassure future buyers of your home that your conservatory really does feature an Ultraframe roof.

Ask your Installer for details.

In addition, you receive a free maintenance manual when you register your roof.

Contents

Your conservatory

Choosing	3
Planning	4
Using	5


Conservatory styles

Victorian	6-11
Georgian	12-17
Gable	18-21
Lean-to	22-27
P & T shape	30-31
Lantern & Portals	32-33
Orangeries	36
Coloured Conservatories	37
Shading solutions	38-39
Classic plus	40-41
Personalisation	42-43

Further information

Climate control	44
Specifications	45
Technical Reassurance	46
FAQs	47

planning your conservatory



- **Official permissions**

Check with your installer whether or not planning permission is required (in most cases it isn't). If planning permission is necessary you must submit the appropriate application forms to your local council before they can grant permission. In certain circumstances you may need to apply for Building Regulation approval. However, this is not required on the majority of domestic conservatories.

- **Choose a style**

There's a wide range of conservatory types to choose from. View the range of styles from page 6.

- **Furnishings**

Your furnishings will depend on the style and décor of your conservatory and the purpose of the room.

- **Choosing the site**

Take into account factors such as:

- an appropriate outside wall of sufficient length
- the square meterage available for building a conservatory
- the room which will provide interior access to the conservatory
- access from the conservatory into the garden
- walls, buildings, trees and greenery next to the proposed site

- **Garden design**

Having your conservatory built is a great opportunity to re-landscape your garden, so that the conservatory blends in perfectly with its surroundings and you can enjoy them together.



Awkward spots

If you have always dreamed of owning a conservatory but feel that the space you have available is either too small or is unsuitable, don't despair. Your chosen installation company will have the experience and innovative Ultraframe products to ensure that they can create a conservatory in the most awkward of spots.

Common problems to overcome are:

- Drainpipes
- Manhole covers
- Boiler flues
- Large trees/tree roots
- Situations needing extra drainage
- Sloping sites

With early planning none of these should cause any issues. As long as your installer is aware of them, they can plan the design of your conservatory to eliminate or minimise potential problems. There are many unique features built into Ultraframe roofing systems to ensure that a conservatory is possible in almost any location.

Most conservatory companies employ dedicated surveyors to check the sales persons design will work on your property. When the surveyor visits your home it's a good time to plot out the actual floor space of your conservatory with poles or bricks on the ground. Bring out chairs and furniture from indoors to decide if the floor space feels big enough and ask your surveyor to indicate where the height of any dwarf walls will reach so you can be sure that you can see over them when seated.

If you have any other technical queries about your conservatory or questions about the construction or size, your surveyor's visit is a good time to get these answered to be sure that you have ordered your perfect conservatory. snow and wind loads, window cleaners accessing adjacent windows and, of course, remain weather proof for a very long time. That's why you should insist on Ultraframe, who have over 1 million conservatories in the field giving the ultimate in peace of mind. Ultraframe - tried, tested and trusted.



using your conservatory

Unlike other rooms in our homes, there's no set use for a conservatory, so you can create a room that is as flexible as you need.

Many people use a conservatory as an extra sitting room but there are many more ways to use your exciting new space.



Kitchen

In many homes the kitchen is the hub of family life where we meet to chat, relax and eat. A conservatory can provide a stunning backdrop to a kitchen and allow the cook a beautiful view whilst slaving over the oven! Summer BBQs are made easy when the kitchen is linked to the garden for a cosmopolitan dining area.

Building Regulations are generally not required as long as the conservatory does not contain sanitary or drainage facilities. When sanitary facilities are included in the conservatory extension, full Building Regulations are required.

If in doubt, please ask your installer or contact the Building Control Department of your local council who will be able to advise you on the specific requirements in your area.



Home office

In today's hectic world and as more of us work from home it's only right that a home office should be somewhere pretty special. Quiet, serene and yet inspiring, a conservatory is the perfect choice for a home based worker and will allow plenty of storage for files, computers and all the other items that come with modern working life. By closing off the doors into the house you can get all the peace and quiet you need.




Den

A conservatory can also be the perfect space for children to play and store their toys away from the rest of the home. By creating a conservatory that's a family room, you get a space for everyone to enjoy together.

- A conservatory leading from a kitchen makes a fabulous dining room
- A conservatory leading from a living room extends the area into a great family room and links your main living space with the garden
- If you live in a bungalow, create a haven to relax in with a conservatory leading from your bedroom





victorian

indulge in a daydream or two...

victorian

The Victorian is the most popular style of conservatory, with a versatility that makes it suitable for many house styles. Its distinguishing architectural features such as a bay front give a curved shape and a steeply pitched roof and ornate ridge details give this style of conservatory a more classical appearance.

The Victorian style is available in:

- three facet – a bay front that has three main windows that give a curved appearance, widely angled for maximum space
- five facet – a bay front with five main windows creating a more rounded appearance.



case study



Mr & Mrs Hatcher live in Yorkshire in a stone-built detached house.

They decided to add a conservatory to their home so that they had more space to entertain guests and relax throughout the seasons. The conservatory they chose is a three facet Victorian with a polycarbonate roof. A set of double doors link it to their kitchen to give them a large and comfortable space where people can chat and relax as food is prepared.

The interior of the conservatory is furnished in a relaxing and elegant neutral colour scheme with wooden flooring; a two-seater sofa and a small dining table make the space multi-functional.

By adding the conservatory Mr. Hatcher said that "it allows the family to spend the whole year in the garden, entertaining and relaxing – we don't know what we'd do without it now!"



victorian

The Ultraframe Victorian style is available in a choice of two systems.


The more traditional Classic system, with many years of conservatory heritage, gives a distinguished and classical appearance, and with its unmatched flexibility, it can cope with any roof design or configuration.

The Uzone system features Ultraframe's unique Clicklock boltless technology guaranteeing complete structural integrity. This system gives a contemporary look with a more streamlined bar detail on the outside of the conservatory.









georgian
turning dreams into reality...

georgian

The Georgian is a flat-fronted style that offers excellent use of floor space due to the square or rectangular internal shape.

Each side of the roof slopes back to the centre and the resulting contemporary style is suited to the majority of properties.

The Georgian style is available in the Classic system for a more traditional look, or the Uzone system for a property that suits a more contemporary style.






georgian









gable

creating extra light and space...

gable

A gable-fronted style of conservatory adds a sense of grandeur to any home.

With a high roof slope and the same floor space as a Georgian, a Gable offers excellent use of internal space. The front panel of the roof remains upright rather than sloping back to the centre as on a Georgian, creating a feeling of great height within the conservatory.

The gable fronted style of conservatory is available in the Classic system.

case study



Mr & Mrs Green live in Lancashire with their two children aged 11 and 14.

They decided to add a conservatory to their detached home as they wanted to enjoy their garden late into the Summer nights and throughout the Winter.


Their conservatory is white, gable-fronted and has a combination of dwarf walls and full glass frames that give a stunning contemporary effect. The glass roof floods both the conservatory and the adjoining dining room with lots of light and the combination of the high gable roof and the large floor area adds a great feeling of space to the home. A roof vent and fan help to keep the conservatory cool right through the Summer and internal roof tie bars add to the sense of grandeur.

Mrs Green said "The conservatory has provided us with a calm and relaxing garden room for all the family to enjoy and the extra seating we now have is especially useful when we are entertaining guests. There's nothing we would change about our conservatory – we are all so glad that we added it to our home!"









lean-to

inspirations and aspirations...

lean-to

The lean-to style is for those who prefer the clean understated lines of a Mediterranean sunroom.

Traditional or contemporary, this style is ideal for properties with limited space under the eaves or an awkward area in which to fit a conservatory. The pitch of the roof is variable, so that a shallow pitch could fit under a low bungalow eaves, whilst a steeper pitch would match the roof of a terraced or detached house. The lean-to style is available in the Classic and Uzone Elevation and Uzone Elevation Plus systems from Ultraframe.





lean-to



Uzone Elevation

Uzone Elevation brings a new and uniquely contemporary interpretation to the lean-to roof. With Clicklock boltless technology at its heart, this lean-to is a dream to install as it easily clicks together to guarantee structural integrity and give the perfect finish.

Its industry leading thermal performance exceeds both current and anticipated thermal efficiency standards for conservatory roofs.

Also new to the fold is Uzone Elevation Plus – with its unique hipped wings it creates a more light and airy feel to the lean-to.




case study

With a growing family Dave and his wife Gill wanted to extend their family living space to make a comfortable room to enjoy their garden. They both liked the Mediterranean style of conservatory but wanted a contemporary finish that suited their new build home. Uzone Elevation Plus was the ideal style to use, with the hipped wings allowing increased light in so they could use the space for sitting and relaxing, reading or just as a quiet room to escape to.

The 3.5m x 3.5m conservatory leading from the lounge/dining room became a pleasant addition to the house.





Combinations

add a sense of grandeur to your home

p & t shapes

The ideal style for a larger conservatory, a P-shape can combine for example a lean-to and a Victorian, to create a versatile style that can be used as two different living areas. Due to the proportions needed to achieve the P-shape, this style is better suited to larger properties, giving an impressive result.

The larger shape is perfect as a room with a dual purpose such as a lounge/dining area through to a fun family room.

The P-shape style can be specified as either a three facet or five facet Victorian or Georgian design. It is available in the Ultraframe Classic system.

The T-shape style is also better suited to larger properties due to the proportions needed. It's a combination style that is distinguished by a central projection that can be either a Victorian, Gable or Georgian.

A T-shape offers a large and versatile floor space and is an impressive addition to any home.

This style is available in the Classic system.





lanterns & portals

The Lantern is the original conservatory style, now brought up-to-date with Ultraframe technology.

Choosing a lantern style conservatory ensures drama and style, representing the grandeur of times gone by. The two-tiered effect adds a new dimension to your conservatory and the extra ceiling height adds to the feeling of light and space. Lanterns are typically suited to older style period properties and are often chosen for swimming pool enclosures or larger conservatories.


Available in the Classic system.



Conservatories that are extremely large and require additional support to take the weight of the roof are known as large span conservatories or Portals. The uses for them are endless – from magnificent swimming pool enclosures to large commercial extensions; anything is possible due to the flexibility and advanced engineering of the large span system.







Something different
add a sense of grandeur to your home

orangery

For those wanting a modern take on an atrium roof, the Ultraframe Orangery is the perfect option to bring light and an immense feeling of space into an adjacent room. In fact, with an Orangery, you are blurring the margins between home and glazed extension.



conservatories in colour



You are already on the way to making a life changing decision by choosing a conservatory. Space - usable for a variety of activities - and natural light a plenty, to banish those winter blues!

Do you stick to conventional conservatory colours/finishes or do you choose something different? Carefully chosen colours creates a space that works best for you and your home.

Ask to see our dedicated 'Conservatories in Colour' consumer brochure to get the full story.



integrated shading

Only conservatories that feature Ultraframe's Classic Plus roof can benefit from an integrated shading solution.

When you ask your retailer to fit the Classic Plus roof you can enjoy the benefits of 'Shades'.

The benefits are:-

Creation of soft dappled light and shade.

Ability to create a new contemporary feel or match to your existing furnishings and décor.

Reduction in summer overheating potential – your conservatory is usable more often.

The intelligent fabrics act to create - in effect - 'triple glazing' – warmer in winter.

Controllable crossflow ventilation - fresher atmosphere and the virtual elimination of condensation.

Choose your Shades for the whole roof, one slope only or even just one panel – you're in control.

Shades can be 'demounted' when you want or to clean - alternatively choose a 'split slider' to give you even more control.



Ask to see our Shades retail brochure and swatch book...
...35 fabrics and woodweaves to choose from.





classic plus

If an integrated shading solution is on your shopping list - now or some time in the future - you need to ask your retailer for the Classic Plus roof option.

Externally and structurally, Classic Plus is equal to the standard Classic roof.

Internally, a new range of deeper internal claddings add a whole new dimension to the aesthetics. Mimicking timber conservatories, the 'T' shape undercladdings on the glazing bars look elegant yet strong.

At the ridge, a deeper chambered undercladding helps with thermal performance whilst a new closer fitting internal radius end completes the picture.

Overall, stunning

Classic Plus - perfect when you want integrated shading.





personalise your conservatory

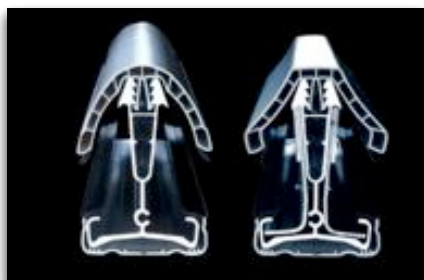
There are a variety of options to customise the exterior and interior of your conservatory. Here we explore the ways you can add your own, unique finishing touches.

Cresting and finial options (Classic)


- Pikestaff finial, Renaissance cresting
- Classic finial, Baroque cresting
- Classic finial, Classic cresting
- Coronet finial, Tudor cresting
- Sceptre finial, Elizabethan cresting
- Low profile finial and cresting



Optional top cappings (Classic)



Polycarbonate options



Dentil moulding



Cornice



Crestings and finials

Crestings and finials are the decorative fittings that run along the top of your conservatory roof.

A choice of crestings and finials are available with Ultraframe conservatory roofs, dependent on which system you choose. Ranging from the ultra-modern Pikestaff finial and Renaissance cresting to the more traditional Classic and Baroque combination, there are crestings and finials to suit all tastes.

Top cappings

The bars that run between the panels in the roof of your conservatory are covered with protective top cappings, which aid the thermal efficiency of the roof. Ultraframe's Classic roof offers a choice of designs for these top cappings to give either a streamlined contemporary appearance or a more rounded traditional look.

Dentil mouldings

A decorative cladding that can be added underneath the guttering on your conservatory for an extra touch of flair.

Cornice

Cornice is the latest in a long line of new products from Ultraframe. Along with other innovations to the Classic roof, our purpose is to offer alternative or upgraded aesthetics to the standard roof. For those seeking the ultimate in upgrade opportunities, the Cornice is it.

Glazing options

Another important decision to make when designing your conservatory is the choice of glazing material for the roof – glass or polycarbonate?

Glass

If you're specifically wanting to bring a lot more light into your home, then a glass roof is the right choice for you. Ultraframe exclusively supply Conservaglass which is specially engineered for the needs of a conservatory roof. Conservaglass works by deflecting heat from the sun in Summer to keep the inside of the conservatory cool and by retaining the warmth from heating appliances in the Winter. It also features a true self clean coating that uses the power of the sun to break down organic deposits and then uses rain water to wash it clean away.


A conservatory featuring Conservaglass either in Subtle Blue or Neutral Clear is the optimum glazing for your conservatory.

Polycarbonate

Polycarbonate is a lower cost alternative to glass but still provides excellent thermal properties and aesthetics. Polycarbonate is available in a range of colours, thicknesses and specifications:

- Clear
- Opal
- Bronze
- Bronze/opal
- Solar control

Ultraselect decorative strip



Ultraselect (Classic)

Ultraselect is a range of decorative strips that style the inside of your conservatory. Unique to Ultraframe, 10 designs are available and the strips simply click into place enabling you to change the design as you wish. Choose from a range of traditional, contemporary or Mediterranean designs to suit the decorative theme of your new conservatory.

For those who already have an Ultraframe conservatory, Ultraselect can be retro-fitted to most Victorian style conservatories dating back as far as 1998. Check with your Installer.

Fans

A range of decorative ceiling fans is available to enhance your Ultraframe conservatory and provide additional ventilation during the warmer months of the year. Available in a variety of designs, with or without light fittings and the choice of an optional remote control, there's sure to be a fan to suit you. Colours range from mahogany blades with brass fittings through to more contemporary fans with maple and chrome fittings.

Tie bars

A tie bar is sometimes specified to help support the weight of a large roof or one that is fitted with glass. The position of the tie bar is dictated by engineering principles, and so they must be fitted. Ultraframe, however has developed a range of structural components to remove the necessity of tie bars in most projects. Please speak to your nearest installer to find out more about this option.

Fan



Flooring

Consider your choice of floor covering carefully. If you plan to use your conservatory as a sitting room then carpet gives an inviting feel. If you have children who will be coming in from the garden, through the conservatory, then laminate flooring or tiles make a practical and contemporary alternative.

Heating

Heating needs to be considered early in the planning stage, especially if your conservatory will be North facing. There are various options including:

- Extending your home's central heating system
- Fitting underfloor heating
- Electric wall heaters
- Freestanding appliances

For South facing conservatories freestanding appliances are a good idea as they can be removed from the conservatory during the warmer Summer months, creating extra space.

Lighting

Lighting is important to create the right ambience in your conservatory. Low voltage spotlights can be fitted into the roof of your conservatory and are available in either a brass or white finish. A selection of lamps and wall lights placed around the conservatory will help to create a cosy feel for enjoying your conservatory in the evenings.

Tie bars



Laminate flooring



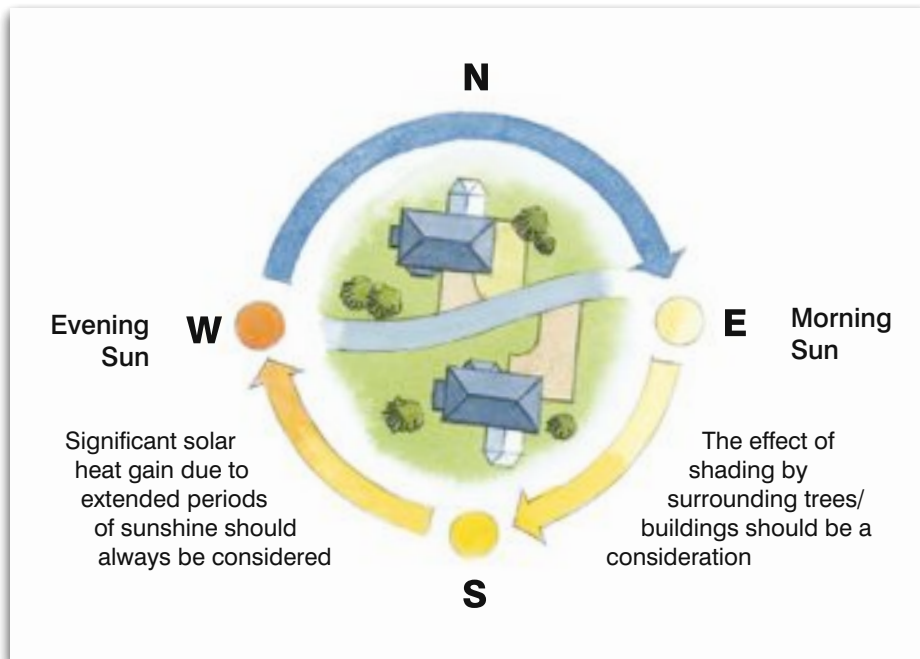
Underfloor heating with tiles



Low voltage lighting



climate control




Ridge trickle ventilation



Eaves flow ventilation



Roof vents



To ensure that you can enjoy your conservatory all year round, whatever the weather, you need an efficient climate control system. Good ventilation is the key to creating a conservatory that not only looks impressive, but can truly be a room for all seasons.

The type of ventilation needed is specific to each conservatory, based on many considerations such as size, shape and most importantly, aspect in relation to the sun. South facing conservatories need to take into account the direct sunlight they receive in Summer, whilst North-facing sites need to consider heating options for the colder months of the year. Other factors to consider include overshadowing of the conservatory from obstacles such as trees and buildings and the severity of wind and snow in your area.

If all this sounds complicated, let your installer help you select the best ventilation options for your conservatory.

Ventilation is key within the structure of all our conservatory roofs, so you can be assured that by choosing a conservatory with an Ultraframe roof you're protecting your conservatory from the elements and the potential for problems.

*Exact specification of your roof varies depending upon which Ultraframe roof system is supplied. Some options are extra cost.

Ultraframe roofs provide complete ventilation in a variety of ways.

- Ultraframe ridge trickle ventilation***
 As warm air rises, Ultraframe have developed a ventilation system to allow this air to escape via the roof, minimising the possibility for condensation to form.
- High performance glazing***
 Specially developed for UK weather conditions, keeping heat from the sun out during Summer, whilst retaining warmth from heating appliances in Winter, Conservaglass is a revolutionary glazing system, exclusive to Ultraframe.
- Ultraframe roof vents***
 Better than a window, a roof vent is a fast and effective way of allowing warm air to leave your conservatory. Ultraframe roof vents are highly insulated and are supplied with either manual or electric openers. If you opt for electric openers then thermostats and rain sensors will allow for automatic opening and closing.
- Eaves trickle ventilation***
 A trim that fits between the wall sideframe and roof, with built-in ventilation and a slider on/off control button.
- Fans***
 A fan can be mounted onto the roof ridge for gentle air movement. Fans can be supplied with a standard pull chain or an infra-red remote control. Check out our range.
- Heating**
 One option is to extend your home's central heating system and fit thermostatically controlled radiators in your conservatory. Alternatively you could choose underfloor heating, electric wall heaters, or simply use freestanding heating appliances.

By specifying a conservatory with an Ultraframe roof, not only will you be able to benefit from these ventilation features and enjoy your conservatory all year round, but your conservatory will have a long, trouble-free and low maintenance lifespan.

specifications

Styles Available	Classic	Classic Plus	Elevation	Uzone	Ultralite
Victorian 3 facet	●	●		●	
Victorian 5 facet	●	●			
Georgian Single ended	●	●		●	
Georgian Double ended	●	●			
Gable	●	●			
Lean-to	●	●	●		●
P-shape	●	●			
T-shape	●	●			
Lantern	●	●			
Large span	●	●			
Orangery	●	●			
Pagoda	●	●			

Technical	Classic	Classic Plus	Elevation	Uzone	Ultralite
Cresting	○	○		■	
Finial	○	○		●	
Conservaflash	■	■	■	■	■
Timber look-a-like foils	□	□	□		
Coloured foils	□	□			
Glazing					
Standard sealed units	■	■	■	■	
Conservaglass* - neutral clear	■	■	■	■	
Conservaglass* - subtle blue	■	■	■	■	
Glazing bar top cappings					
Standard	●	●			
Chambered (thermally efficient)	□	□			●
Sleeved glazing bar (thermally efficient)			●	●	
Gallows bracket (used to support box gutters)	■	■			
Gable support beam	■	■			
TBRK (tie bar replacement kit)	■	■			
Super duty eaves beam (for large openings, bifold doors)	■	■			
Cornice (decorative aluminium gutter cladding)	■	■			
Ventilation					
Trickle ventilation (eaves and/or ridge)	○	●			
Trickle ventilation (eaves and/or wallplate)	○	●	●		●
Stack vent finial				●	

● Standard

○ Standard (choices available)

■ Optional

□ Optional (choices available)

*on designs with pitches less than 10°, the self cleaning functionality is negated.

technical reassurance

All Ultraframe products meet the highest design and product standards.

Built to Last

All Ultraframe roofs are approved by the Government sponsored test agency, the British Board of Agrément (BBA), who assigned them a life expectancy of at least 25 years.

Imagine what the weather imposes on your roof. Over an average 25 years it could include:-

- 15,300mm of rainfall
- 450 days with snow falling
- 57 days of hail the size of peas
- 9,125 days with temperatures in the range of -15°C in Winter to +35°C in Summer
- 300 visits by window cleaners, house painters and aerial riggers

So you can see why it needs to be tough.

Statutory Obligations

All Ultraframe roofs are designed in accordance with all relevant British Standards and Codes of Practice.

BS5516 Parts 1 & 2: 2004

- sloping glazing for buildings

BS6399 Part 2: 1997 - wind loads

BS6399 Part 3: 1988 - snow loads

BS8118 Part 1: 1991

- Structural use of aluminium – design

BS8118 Part 2: 1991

- Structural use of aluminium – materials and workmanship

Our roofs were the first in the industry to be approved by the BBA. Ultraframe were also the first roof system manufacturer to be awarded ISO9000 for design, manufacture and supply.

All our roofs feature structural grade aluminium for optimum resistance to wind and snow loads capped and clad with low maintenance pvc.

So, all the industry 'firsts' are ours - we created industry standards when there were none and that passion for excellence continues today through our extensive and market leading product range.

Ensure that you ask your installer to specify an Ultraframe roof, the most tried and tested system.

Safety and Security

When double glazed glass units are used in the roof, they are required to meet full safety glazing material to BS6206. When polycarbonate glazing material is specified, this is strong and shatterproof.

Conservatory roofs can aid escape from windows above in the event of a fire.

Ultraframe's roof systems incorporate specially designed glazing bar features to prevent thieves removing the glazing material to gain access.

Environmental Control

See page 44



frequently asked questions

As you go through the conservatory planning process, there will be many questions that you'll need answering.

Here are some of the most common:

Q: We haven't seen the conservatory we want in anyone's brochure. Does that mean we can't have it?

A: Since all conservatories are made to order, you can have anything that's physically achievable. To find inspiration from some more unusual conservatories, take a look at the Conservatory Gallery on the Ultraframe website. www.ultraframe-conservatories.co.uk

Q: Can I use my conservatory all year round?

A: Modern conservatories, with insulated bases and cavity walls, which feature high performance double-glazed units and a thermally efficient roof, can be used all year round. The thoughtful use of heating will also help. Comfort levels can be further enhanced with Ultraframe Conservaglass. This is a revolutionary new type of glazing that is specially developed to keep conservatories warm in Winter, by retaining heat, and cool in Summer by excluding solar radiation. See page 42.

Q: Do we need Planning Permission or Building Regulation Approvals?

A: Probably not. Planning Permission is often not required. Most domestic scale conservatories are exempt from most Building Regulations - ask your installer or Local Authority for further clarification.

Q: Do we need to install Insulating Double Glazing Units (IGU's) and if so, which ones?

A: On April 1st 2002, the Government introduced Part L, amending the Building Regulations for the first time, to require replacement windows and doors to meet tough new thermal performance standards. The new standard applies when new doors replace an existing window or when you change the doors between the house and the conservatory, but not when you keep the existing lockable french doors or patio doors between a house and conservatory.

Q: Do you make conservatories to order?

A: Yes – every one of our conservatories is made to measure and can be personalised with a host of accessories and design features both inside and out. See pages 42-45.

Q: How soon can we have our conservatory?

A: The average turnaround is six to ten working weeks from placing the order in writing (depending on the weather or if planning permission is required).

Q: Our neighbours aren't friendly how can we protect our privacy?

A: Conservatories can be made private by the thoughtful use of obscure glass, solid side panels, blinds or even a solid wall on one side. (If the proportion of the side frame glass falls below 50%, Building Regulation Approval is required).



Q: We've got an odd shaped space/an unusual wall/a sloping garden. Can we still have a conservatory?

A: By using a system as flexible as Ultraframe's there's almost always a solution to your problem, and chances are your installer will come up with several alternatives.



Q: How can I be sure my conservatory features an Ultraframe roof?

A: Ask your installer for the registration form (supplied with every roof) which when completed gets you the Ultraframe Roof Certificate Of Authenticity. This is your guarantee that your conservatory does feature the market leading Ultraframe roof. The Certificate may also be passed on to future buyers of your home. Recipients will receive a Maintenance Manual too.




Q: How can I be sure that the design solution I'm offered is fit for the snow and wind loads in my area?

A: Many of our retailers use the U-Design software to design and then structurally prove the conservatory roof is fit for purpose. If your retailer inputs your postcode, we can take account of the once in a 50 year wind/snow loads at your exact location.

ultraframe

www.ultraframe-conservatories.co.uk



Ultraframe (UK) Ltd
Salthill Road
Clitheroe
Lancashire
BB7 1PE

Ultraframe is a trading name of Ultraframe (UK) Ltd.
Conservaglass, Conservaflash, Ultraselect, Uzone and Uzone
Elevation are registered trademarks of Ultraframe (UK) Ltd.